

SCORPIUS PRO 3500

The classic work light, redesigned from scratch to be an even better fit for construction. The Scorpius PRO 3500 is built to handle any task you throw at it. Suitable for 12-24V systems, this work light features high vibration resistance, a scratch-resistant coating, and excellent lumen per watt-ratio. The Scorpius PRO 3500 has an operational lumens output of 3200 lm.



Not all products are available in all markets. During continuous improvement specifications and design are changing. All values are nominal values. Illustrations do not necessarily show the design of every version and some features are version specific. The lumens output varies depending on lens colour.

TECHNICAL DATA

Theoretical Lumens Output	5000 lm	Vibration	15.44Grms 10-2000Hz
Operational Lumens Output	3200 lm	Lens	Plastic
Colour Temperature	5700 K	Body / Housing	Aluminum
Nominal Voltage DC	12 - 24 V	Weight	1.1 kg
Input Voltage DC	9 - 32 V	IP Rating	IP68, IP6K9K
Power Consumption	28 W	Salt Spray Test	ISO 9227 240H
Nominal Current at	24V=1.2A, 12V=2.4A	EMC	CISPR 25 Class 5, EN12895, ISO 13766, ISO 14982, ISO 7637-2
Connector	Built-in Deutsch DT-2 (2-pin)	Operating Temperatures	-40°C... +85°C (Overheat protected)
Mount	Single Bolt M10	Part Numbers	Flood: 984-9018, Wide Flood: 984-9017, High Beam: 984-9019
Shock	60G		

CONNECTORS



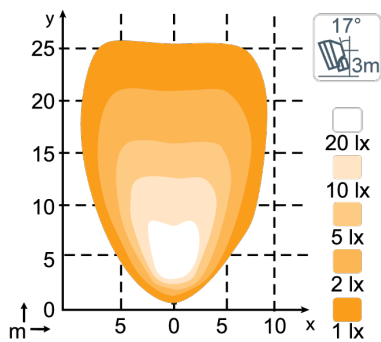
Built-in Deutsch DT-2 (2-pin)

KEY FEATURES

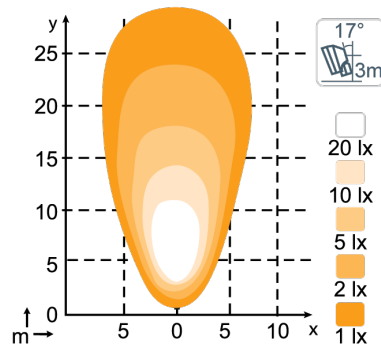
- Vibration and shock resistant
- Scratch-resistant coating
- For harsh conditions

LIGHT PATTERNS

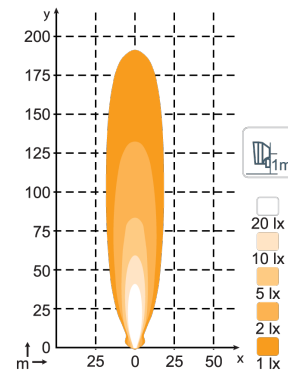
**Scorpius PRO 3500, 3200lm
Wide Flood**



**Scorpius PRO 3500, 3200lm
Flood**



**Scorpius PRO 3500, 3200lm
High Beam**



DRAWINGS

